

Mastering Facebook Live: A Financial Advisor's Guide to Running Effective Webinars That Convert

Strategies, Tools, and Best Practices from 7+ Years of Experience

Presented by: Jason J. Hamilton, CFP®, CRPC®, CBDA, Founder, Keep It Simple Financial Planning





Why Facebook Live Matters for Financial Advisors

-  **Engage Your Audience**
Build trust through live interaction
-  **Expand Your Reach**
Access global audience with minimal cost
-  **Generate Leads**
Turn viewers into prospective clients
-  **Build Your Brand**
Establish yourself as financial expert

Why Facebook Live Is a Game-Changer

3x

More Engagement

Than pre-recorded videos

80%

Consumer Preference

Prefer live videos over blogs

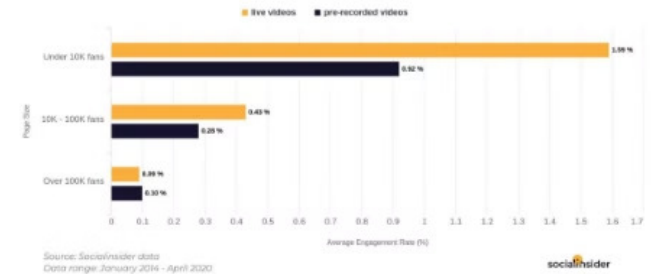
20x

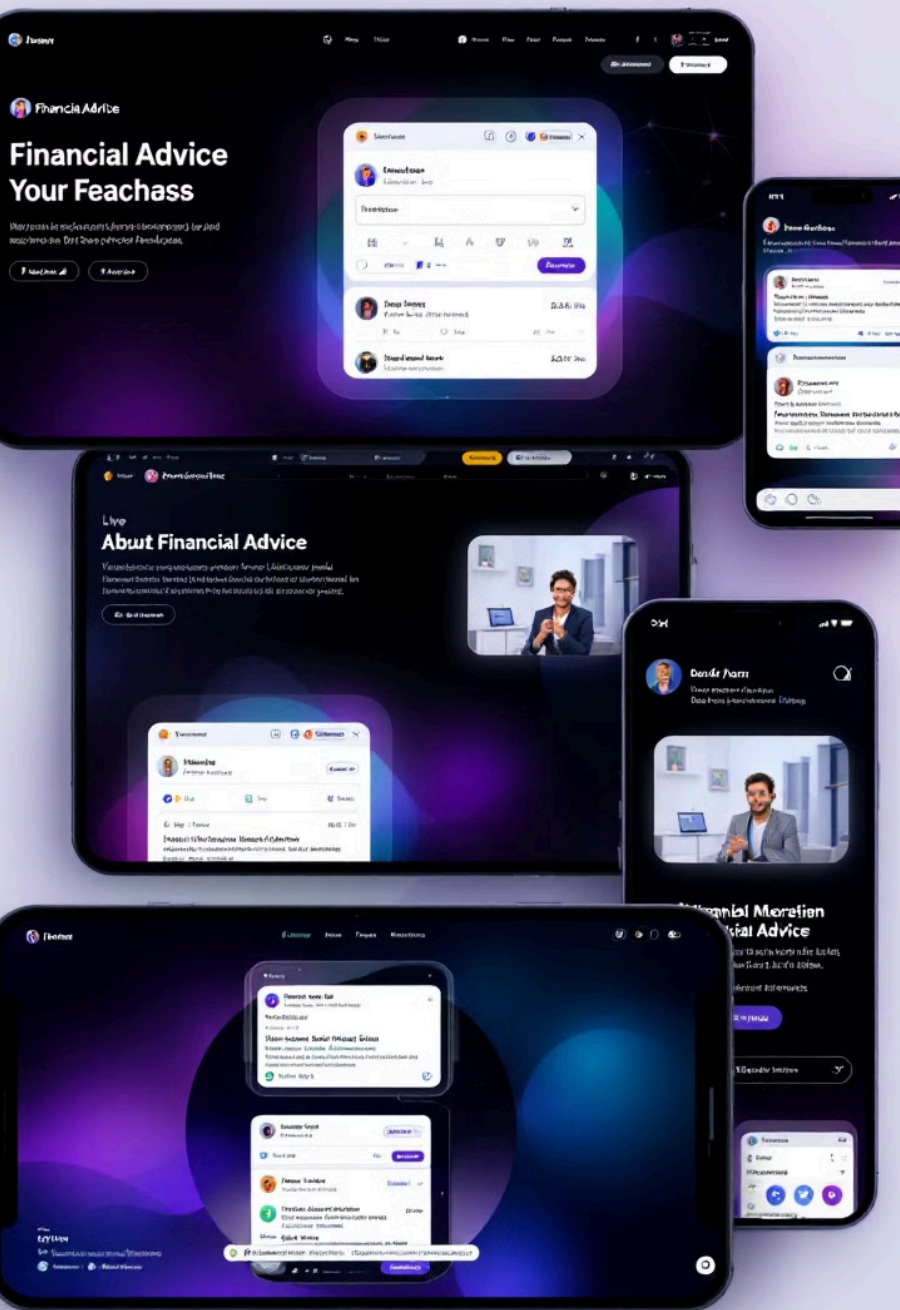
Longer Watch Time

Compared to pre-recorded content

Leverage live video to connect authentically with potential clients

Engagement rates of live videos vs. pre-recorded videos





Choosing the Right Platform for Your Audience

Facebook Business Page

Establish professional presence

Promote brand and services

Facebook Personal Page

Reach personal connections

Facebook Groups

Engage with niche communities

Instagram & LinkedIn Live

Reach younger or professional audiences

Preparation Is Key

Define Your Objectives

Educate, generate leads, or promote services

Know Your Audience

Tailor content to goals and pain points

Create An Idea Vault

Use AI and Google to generate ideas

Create an Outline

Plan key talking points

Schedule and Promote

Announce session via email and social media

Professional Tools for High-Quality Webinars

Essential Equipment

- DSLR (Sony Alpha ZV-E10), [HD webcam](#) or Macbook Pro cam
- Blue Yeti or Shure MV7 microphone
- [Key light](#), softbox, or "[China Ball](#)"
- Sturdy tripod
- Clean backdrop
- Teleprompter ([Elgato Prompter](#))

Software & Tools

- [Ecamm Live](#) (Mac recommended)
- [Video Pencil](#) (To draw on screen)
- Zoom, Restream, StreamYard, OBS
- Facebook Event Scheduler
- Facebook Insights for analytics
- Poe.com to generate ideas using multiple AI tools
- [Gamma.app](#) to create presentations with AI

Engage and Deliver Value



Start Strong

Hook audience in first 10 seconds



Be Authentic

Speak naturally and connect



Use Visuals

Share slides, charts, examples



Engage Live

Answer questions in real time



Call to Action

End with clear next step

Maximize Your Reach



Extend the Life of Your Live Video



Upload to YouTube

Save and share
full video



Create Shorts/Reels

Use OpusClip
Descript,
Capcut



Create Transcript

Offer as free resource



Use AI

Generate social
content from
transcript

Hire editor from Fiverr/Upwork (~\$800/mo for FTE)

Content Repurposing

Content repurposing workflow

You commit your time and listen a for rides in the video of onnity forceling,
for content to make does, enable militat renca conduct you decoart to boun
and fusing to cooort free nanl concoctioni.



What I've Learned as a Facebook Live Host



Consistency builds trust

Regular sessions create loyal audience



Authenticity beats perfection

You are what makes the difference



Engagement is key

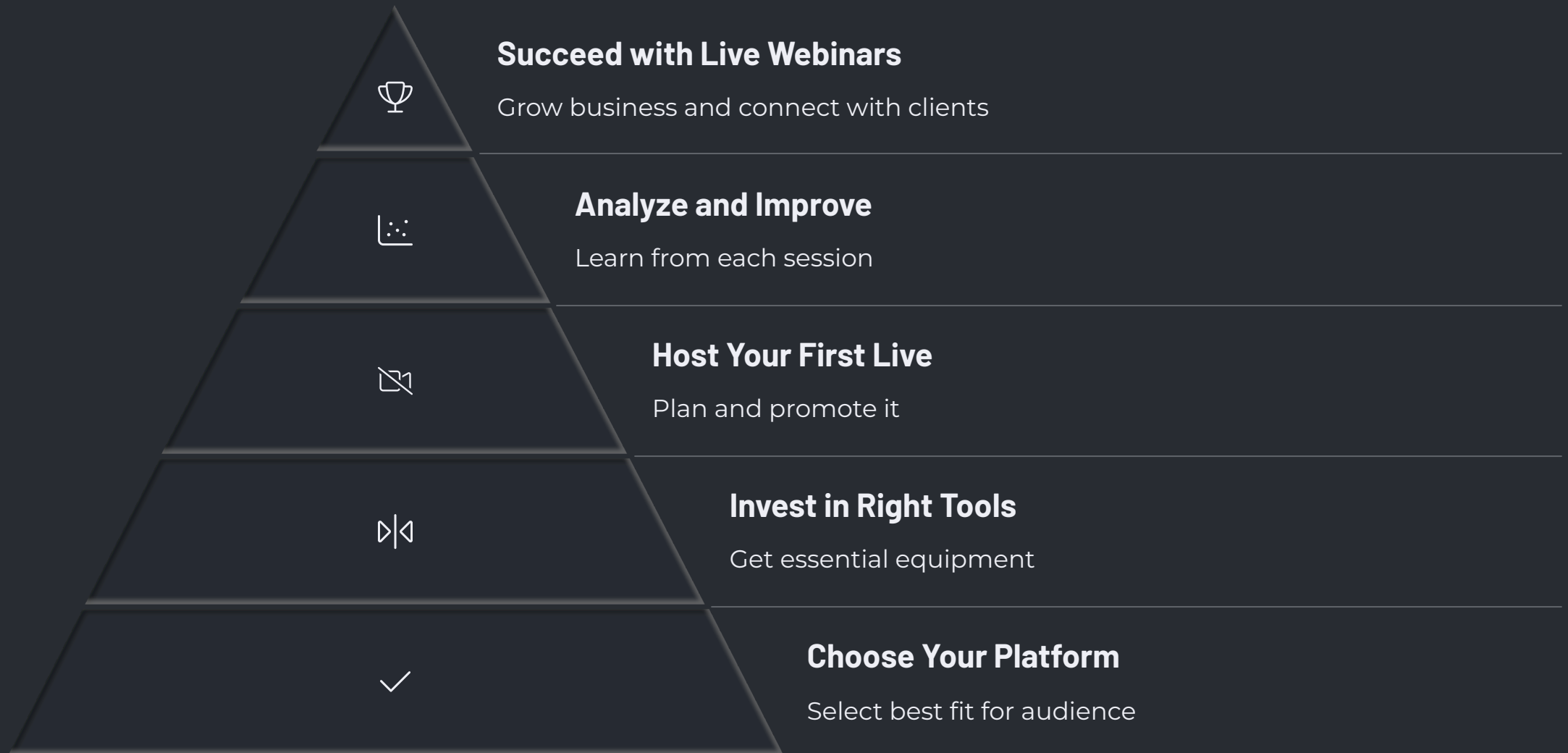
Respond to questions and comments



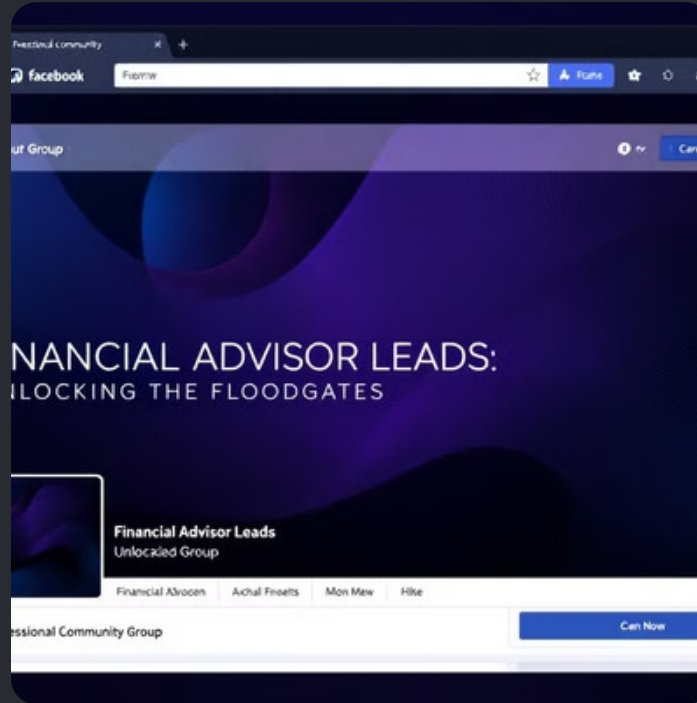
Always test equipment

Before going live

Take Action and Start Hosting Live Webinars



Thank You for Attending!



Join my Free Facebook Group: [Financial Advisor Leads: Unlocking The Floodgates](#)

Contact: Jason J. Hamilton, CFP®, CRPC®, CBDA | keepitsimplefinancial.com | jason@keepitsimplefinancial.com